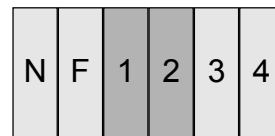
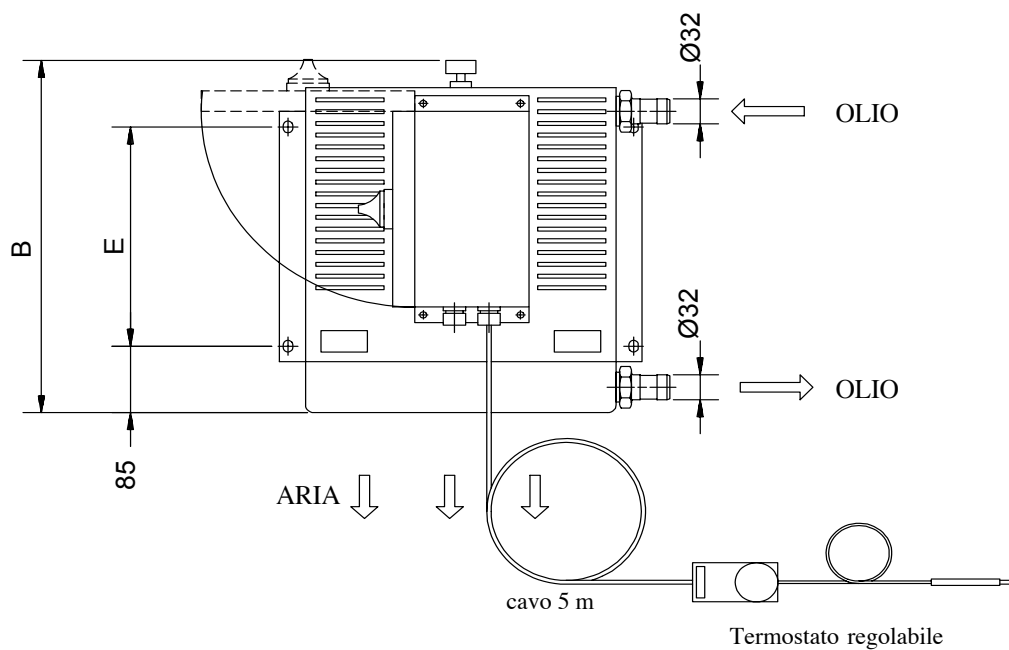


MORSETTIERA



Linea di alimentazione

Termostato



TIPO	Kcal/h	Kw	A [230 V]	DIMENSIONI [mm]						Kg
				A	B	C	D	E	F	
7500 KC MG 25	7500	0,75	4,6	364	450	310	405	280	360	49
11000 KC MG 45	11000	0,75	4,6	534	470	310	562	300	515	64

**DIMENSIONI  
RAFFREDDATORE  
AD ARIA**

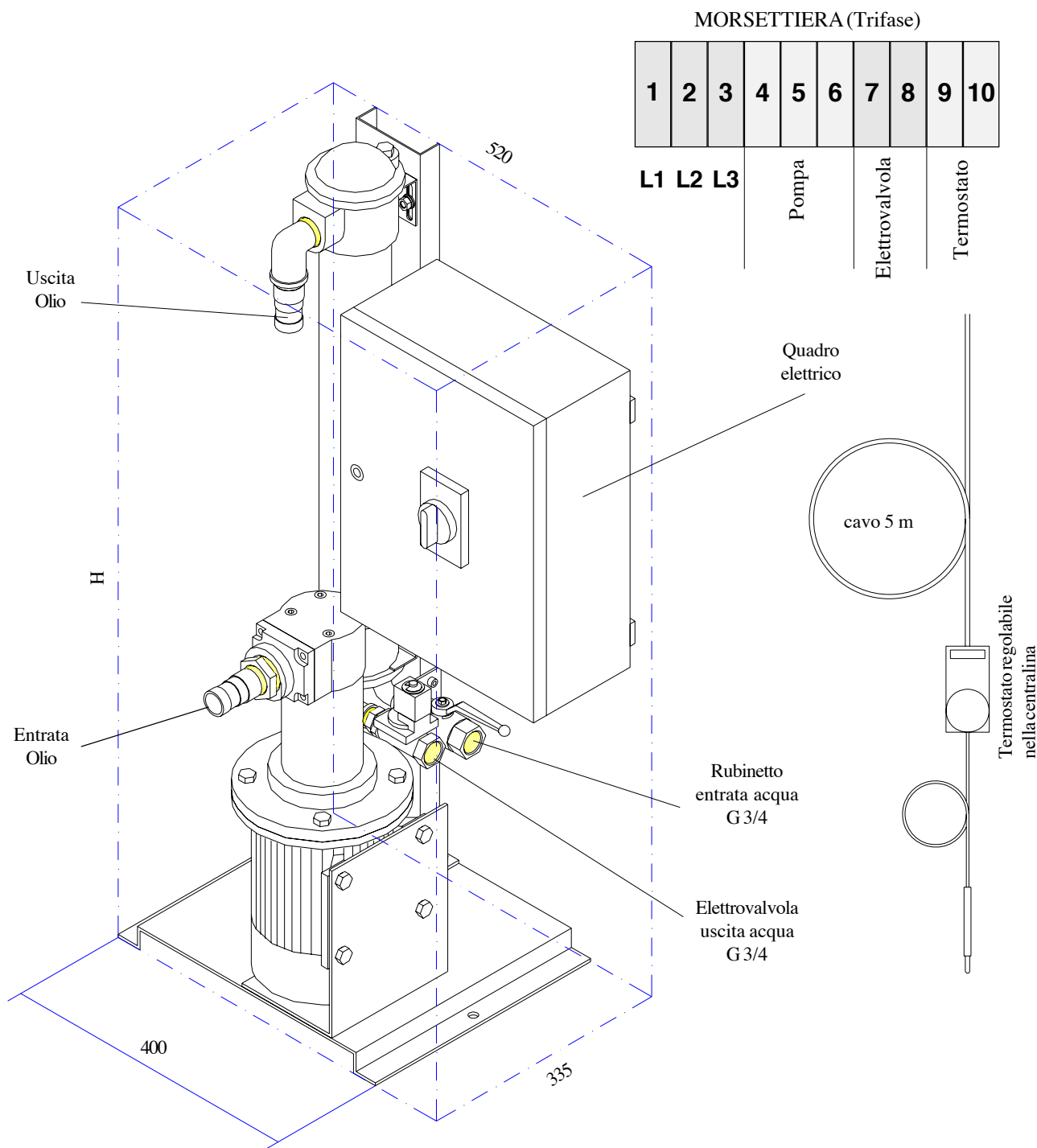


**Start Elevator Srl**

08 130 / I

rev. 2

1/1



	Kcal/h	Kw	A [380 V]	H [mm]	Kg
<b>H 7500 KC</b>	7500	1,1	2,6	1035	60
<b>H 11000 KC</b>	11000	1,1	2,6	1355	70

**DIMENSIONI  
RAFFREDDATORE  
AD ACQUA**



**Start Elevator**

**08 140 / I**

**rev. 2**

**1/1**